



Finite-Time Combination-Combination Synchronization of Hyperchaotic Systems and its Application in Secure Communication

Jianbin He¹ and Jianping Cai^{1*}

¹College of Mathematics and Statistics, Minnan Normal University, Zhangzhou 363000, China.

Authors' contributions

This work was carried out in collaboration between both authors. Authors JC and JH designed the study, performed the statistical analysis, managed the analyses of the study. Author JH wrote the first draft of the manuscript, contributed analytic tools and managed the literature searches. Both authors read and approved the final manuscript.

Article Information

DOI: 10.9734/PSIJ/2014/12476

Editor(s):

- (1) Anonymous Editor .
(2) Abbas Mohammed, Blekinge Institute of Technology, Sweden.

Reviewers:

- (1) Anonymous, Shandong Univ. Sci. Tec., China.
(2) Ajayi Ayotunde A, Department of Physics, Federal University of Agriculture, Abeokuta, Nigeria.
(3) Anonymous, Imam Khomeini International University, Iran.

Peer review History: <http://www.sciencedomain.org/review-history.php?iid=638&id=33&aid=5952>

Original Research Article

Received 1st July 2014
Accepted 16th August 2014
Published 6th September 2014

ABSTRACT

Global finite time synchronization of a class of combination-combination chaotic systems via master-slave coupling is investigated. A nonlinear feedback controller and a continuous generalized linear state-error feedback controller with simple structure are introduced in the synchronization scheme. They are applied to a practical master-slave synchronization scheme for combination-combination systems, which consist of the Chen chaotic system, hyperchaotic Chen system and hyperchaotic Lorenz system. Numerical simulations are provided to illustrate the effectiveness of the new synchronization criteria.

*Corresponding author: Email: math04@sina.com;

Based on the proposed synchronization, a scheme of secure communication is then established and the continuous and digital signals are transmitted using the chaotic mask method. Finally, simulation examples show that the transmitted message can be recovered successfully at the receiver end.

Keywords: Chaos synchronization; combination-combination chaotic systems; finite-time stability; feedback control; secure communication.

1. INTRODUCTION

Chaos is really an interesting phenomenon in nonlinear science. It is especially high sensitive to the initial conditions and attracts many researchers' attentions. In the past two decades, many methods of chaos asymptotical synchronization have been investigated, such as active control [1], adaptive control [2], state feedback control [3], backstepping control [4], and sliding mode control [5]. The asymptotical synchronization mentioned here means that two (or many) chaotic systems actually evolve and consentaneously reach the defined conditions, e.g., equality of the systems' state variables, as time goes to infinity.

In real-world applications, however, it is often desired that synchronization of chaotic systems should be achieved in finite-time as small as possible. Recently, some finite-time control techniques have been applied to synchronize the master-slave chaotic systems in finite-time, e.g., Yang and Wu investigate the global finite time synchronization of a class of the second-order nonautonomous chaotic systems via a master-slave coupling, and a continuous generalized linear state-error feedback controller with simple structure is introduced into the synchronization scheme [6], the terminal sliding-mode control technique [7], the active control technique [8], and the observer-based control technique [9], and so forth.

This paper introduces a nonlinear feedback controller and a so-called generalized linear state-error feedback controller into a master-slave synchronization scheme for the high-order (third or forth) chaotic systems to make systems synchronize in finite-time. Much different from other synchronizations of chaotic systems, we propose three chaotic systems as master systems, and slave systems are also combined by three chaotic systems. They will complete combination-combination synchronization in finite time by the designed controllers. As an effective approach, combination-combination synchronization of the high-order chaotic systems has potential applications in many scientific and technological fields such as secure digital communication. Hence, a secure communication scheme is proposed based on combination-combination synchronization of hyperchaotic systems. Continuous signals and digital signals are taken as the transmitted signals, and numerical simulations show that the original information can be recovered correctly at the receiver end.

Due to the high sensitiveness to initial values, many synchronization are usually proposed as one master chaotic system with one slaver chaotic system, such as references [2,3,10]. The advantages of the proposed method are as follow. Firstly, the master systems consist of three higher order chaotic systems, which can generate much more complicated pseudo-random sequences, and have higher security in secure communication. Secondly, the combination-combination synchronization is controlled by the generalized linear controllers and nonlinear controllers, which is a general method and can be applied to other chaotic systems. Finally, the combination-combination synchronization can be achieved in finite time, which is very important in real-world applications.

2. THE COMBINATION-COMBINATION SYNCHRONIZATION SCHEME

We consider three chaotic systems as the master systems, let $A, B, C \in R^{n \times n}$ be a constant matrix, $M(t) = (m(t))_{n \times n} \in R^{n \times n}$ a bounded time-varying matrix and $f: R^n \rightarrow R^n$ a continuous nonlinear function such that

$$f(X) - f(Y) = M(t)(X - Y),$$

and $\delta^\alpha: R^n \rightarrow R^n$ is defined as:

$$\delta^\alpha(X, Y) = |X - Y|^\alpha \text{sign}(X - Y), \alpha \in (0, 1),$$

Where $X, Y \in R^n$ are the state vectors of master and slave systems respectively.

Consider a master-slave synchronization scheme for two autonomous chaotic systems coupled by a generalized linear feedback controller as follows:

$$\begin{aligned} \text{Master systems} \quad & \dot{X}_1 = AX_1 + f_1(X_1) \\ & \dot{X}_2 = BX_2 + f_2(X_2), \\ & \dot{X}_3 = CX_3 + f_3(X_3) \end{aligned} \quad (1)$$

$$\begin{aligned} \text{Slave systems} \quad & \dot{Y}_1 = AY_1 + f_1(Y_1) + U_1(t) \\ & \dot{Y}_2 = BY_2 + f_2(Y_2) + U_2(t), \\ & \dot{Y}_3 = CY_3 + f_3(Y_3) + U_3(t) \end{aligned} \quad (2)$$

$$\text{Controllers} \quad U_i(t) = F_i(X_i, Y_i) + u_i(t), i = 1, 2, 3,$$

$$\text{Where } u(t) = K(X - Y) + S\delta^\alpha(X - Y), \quad (3)$$

And $X_1, X_2, X_3, Y_1, Y_2, Y_3$ are the subsystems of X, Y respectively, and $K, S \in R^{n \times n}$ are constant feedback gain matrices to be determined.

Letting the error state vectors $E = X_1 + X_2 + X_3 - \phi Y_1 - \beta Y_2 - \gamma Y_3$, we can get the error systems

$$\dot{E} = (G(A(t), B(t), C(t)) + M(t) - K)E - S\delta^\alpha(E). \quad (4)$$

Where $G(A(t), B(t), C(t)) \in R^{4 \times 4}$ is a matrix connected with subsystems linear matrix A, B, C . If we can design suitable feedback gain matrices K, S that the error

systems with different initial values $x(0), y(0), z(0)$ satisfies.

$$\lim_{t \rightarrow T_s} \|E(t)\| = \lim_{t \rightarrow T_s} \|X_1(t) + X_2(t) + X_3(t) - \phi Y_1(t) - \beta Y_2(t) - \gamma Y_3(t)\| \rightarrow 0, \forall t > T_s,$$

Where $\|\bullet\|$ denotes the Euclidean norm of the vectors.

Lemma 1 ([11]) (Gerschgorin disc theorem) Let $H = (h_{ij})_{n \times n} \in R^{n \times n}$ and

$r_i = \sum_{j=1, j \neq i}^n |h_{ij}|, i = 1, 2, \dots, n$. Then all eigenvalues of H are located in the union of n discs as $G(H) \equiv \bigcup_{i=1}^n \{z \in C : |z - h_{ii}| \leq r_i\}$, where C is the set of complex numbers.

Lemma 2 ([12]) Assume $D(t) = (G + M(t))^T + (G + M(t)) = (d_{ij}(t))_{n \times n}$ is bounded. That is, we have $d_{ij}(t) = d_{ij}^*, |d_{ij(t)}| \leq d_{ij}^*, d_{ii}(t) \leq \bar{d}_{ii}, \forall t \geq 0$, for $i, j = 1, 2, \dots, n$, and $i \neq j$. Then synchronization among master-slave systems (1)-(3) can be achieved in finite time, if the feedback gain matrix $S = \text{diag}(s_1, s_2, \dots, s_n)$ is positive definite and the feedback gain matrix $K = \text{diag}(k_1, k_2, \dots, k_n)$ satisfies

$$Dk = \begin{bmatrix} \bar{d}_{11} - 2k_1 & d_{12}^* & \dots & d_{1n}^* \\ d_{21}^* & \bar{d}_{22} - 2k_2 & \dots & d_{2n}^* \\ \vdots & \vdots & \ddots & \vdots \\ d_{n1}^* & d_{n2}^* & \dots & \bar{d}_{nn} - 2k_n \end{bmatrix} < 0. \tag{5}$$

Furthermore, the corresponding settling time satisfies

$$T(e(0)) \leq \frac{2}{-\lambda_{\max}(1 - \alpha)} \ln \left| 1 - \frac{\lambda_{\max}}{2s} V(e(0))^{(1-\alpha)/2} \right|, \tag{6}$$

Where $e(0) = x(0) - y(0), V(e(0)) = e(0)^T e(0), \alpha \in (0, 1), s = \min\{s_1, s_2, \dots, s_n\}$, and $\lambda_{\max} < 0$ is the maximal eigenvalue of the matrix Dk defined above.

3. IMPLEMENTATION OF COMBINATION-COMBINATION SYNCHRONIZATION

Based on the definitions and Lemmas in section 2, controllers (3) are designed to synchronize the combination-combination chaotic systems.

The master systems consist of the chaotic Chen system [13], hyperchaotic Chen system and

hyperchaotic Lorenz system [14,15].

$$\left\{ \begin{array}{l}
 \text{subsystem 1} \begin{cases} \dot{x}_1 = a_1(x_2 - x_1) \\ \dot{x}_2 = -7x_1 - x_1x_3 + c_1x_2 \\ \dot{x}_3 = x_1x_2 - b_1x_3 \end{cases} \\
 \text{subsystem 2} \begin{cases} \dot{x}_4 = a_2(x_5 - x_4) + x_7 \\ \dot{x}_5 = d_2x_4 + c_2x_5 - x_4x_6 \\ \dot{x}_6 = x_4x_5 - b_2x_6 \\ \dot{x}_7 = x_5x_6 + r_2x_7 \end{cases} \\
 \text{subsystem 3} \begin{cases} \dot{x}_8 = a_3(x_9 - x_8) + x_{11} \\ \dot{x}_9 = c_3x_8 - x_9 - x_8x_{10} \\ \dot{x}_{10} = x_8x_9 - b_3x_{10} \\ \dot{x}_{11} = -x_9x_{10} + d_3x_{11} \end{cases}
 \end{array} \right. \quad (7)$$

Where $a_1 = 35, b_1 = 3, c_1 = 28, a_2 = 35, b_2 = 3, c_2 = 12, d_2 = 7, 0.0085 < r_2 \leq 0.798, a_3 = 10, b_3 = 8/3, c_3 = 28, -1.52 < d_3 \leq -0.06$. Master systems all are chaotic. The hyperchaotic Chen attractors are showed in Fig. 1, and the other attractors can be found in the references correspondingly.

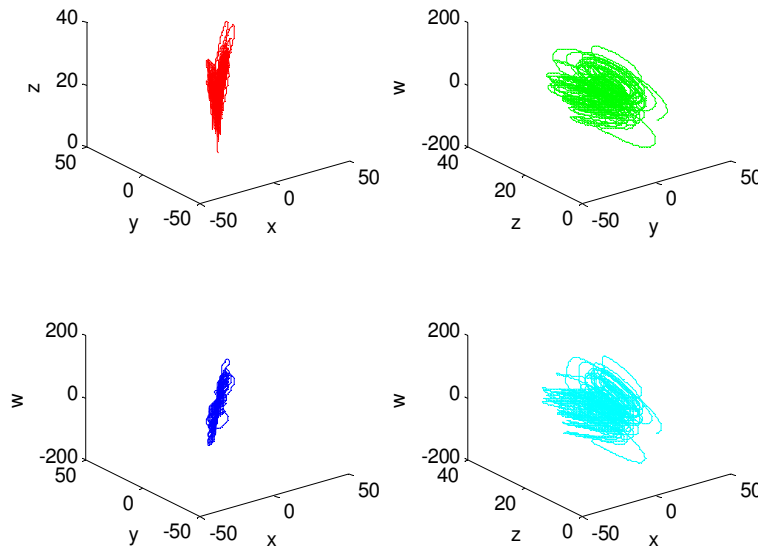


Fig. 1. The attractors of hyperchaotic chen system

Similarly, the slave systems are in the form of

$$\left\{ \begin{array}{l} \text{subsystem 1} \\ \text{subsystem 2} \\ \text{subsystem 3} \end{array} \right. \left\{ \begin{array}{l} \dot{y}_1 = a_1(y_2 - y_1) + U_1 \\ \dot{y}_2 = -7y_1 - y_1y_3 + c_1y_2 + U_2 \\ \dot{y}_3 = y_1y_2 - b_1y_3 + U_3 \\ \\ \dot{y}_4 = a_2(y_5 - y_4) + y_7 + U_4 \\ \dot{y}_5 = d_2y_4 + c_2y_5 - y_4y_6 + U_5 \\ \dot{y}_6 = y_4y_5 - b_2y_6 + U_6 \\ \dot{y}_7 = y_5y_6 + r_2y_7 + U_7 \\ \\ \dot{y}_8 = a_3(y_9 - y_8) + y_{11} + U_8 \\ \dot{y}_9 = c_3y_8 - x_9 - y_8y_{10} + U_9 \\ \dot{y}_{10} = y_8y_9 - b_3y_{10} + U_{10} \\ \dot{y}_{11} = -y_9y_{10} + d_3y_{11} + U_{11} \end{array} \right. \quad (8)$$

Where $U(t) = \begin{pmatrix} U_1 \\ \vdots \\ U_{10} \\ U_{11} \end{pmatrix} = F(x, y) + u(t), u(t) = KE + S\delta^\alpha(E), \alpha \in (0, 1)$ are designed to synchronize the combination-combination chaotic systems respectively.

In the first, the errors are defined as

$$\left\{ \begin{array}{l} E_1 = x_1 + x_4 + x_8 - \varphi_1y_1 - \beta_1y_4 - \gamma_1y_8 \\ E_2 = x_2 + x_5 + x_9 - \varphi_2y_2 - \beta_2y_5 - \gamma_2y_9 \\ E_3 = x_3 + x_6 + x_{10} - \varphi_3y_3 - \beta_3y_6 - \gamma_3y_{10} \\ E_4 = x_1 + x_7 + x_{11} - \varphi_4y_1 - \beta_4y_7 - \gamma_4y_{11} \end{array} \right. \quad (9)$$

In order to prove the error equation (9) is asymptotically stable, we just need to synchronize the combination master systems (7) and slave systems (8). We have

$$G(A(t), B(t), C(t)) = \begin{bmatrix} -a_1 & a_1 & 0 & \dots & & & \dots & 0 \\ -7 & c_1 & 0 & & & & & \vdots \\ 0 & 0 & -b_1 & & & & & \\ \vdots & & & -a_2 & a_2 & 0 & 1 & \\ & & & d_2 & c_2 & 0 & 0 & \\ & & & 0 & 0 & -b_2 & 0 & \vdots \\ & & & 0 & 0 & 0 & r_2 & 0 \\ & & & & & & & -a_3 & a_3 & 0 & 1 \\ & & & & & & & c_3 & -1 & 0 & 0 \\ \vdots & & & & & & & 0 & 0 & -b_3 & 0 \\ 0 & \dots & & & & \dots & 0 & 0 & 0 & 0 & d_3 \end{bmatrix}_{11 \times 11}$$

And the value feedback gain of K need to satisfy

$$\begin{aligned}
 k_1 &> \frac{1}{2}\bar{d}_{11} + \frac{1}{2p_1} \sum_{j=2, j \neq 1}^3 p_j d_{1j}^* = \frac{1}{2}(-a_1 - 7), k_2 > \frac{1}{2}\bar{d}_{22} + \frac{1}{2p_2} \sum_{j=1, j \neq 2}^3 p_j d_{2j}^* = \frac{1}{2}(c_1 + a_1 - 7), \\
 k_3 &> \frac{1}{2}\bar{d}_{33} + \frac{1}{2p_3} \sum_{j=1, j \neq 3}^3 p_j d_{3j}^* = \frac{1}{2}(-2b_1), k_4 > \frac{1}{2}\bar{d}_{11} + \frac{1}{2p_1} \sum_{j=2, j \neq 1}^4 p_j d_{1j}^* = \frac{1}{2}(-a_2 + d_2 + 1), \\
 k_5 &> \frac{1}{2}\bar{d}_{22} + \frac{1}{2p_2} \sum_{j=1, j \neq 2}^4 p_j d_{2j}^* = \frac{1}{2}(2c_2 + a_2 + d_2), k_6 > \frac{1}{2}\bar{d}_{33} + \frac{1}{2p_3} \sum_{j=1, j \neq 3}^4 p_j d_{3j}^* = \frac{1}{2}(-2b_2 + x_5), \\
 k_7 &> \frac{1}{2}\bar{d}_{44} + \frac{1}{2p_4} \sum_{j=1, j \neq 4}^4 p_j d_{4j}^* = \frac{1}{2}(1 + x_5 + 2r_2), k_8 > \frac{1}{2}\bar{d}_{11} + \frac{1}{2p_1} \sum_{j=2, j \neq 1}^4 p_j d_{1j}^* = \frac{1}{2}(-a_3 + c_3 + 1), \\
 k_9 &> \frac{1}{2}\bar{d}_{22} + \frac{1}{2p_2} \sum_{j=1, j \neq 2}^4 p_j d_{2j}^* = \frac{1}{2}(a_3 + c_3 - 2), k_{10} > \frac{1}{2}\bar{d}_{33} + \frac{1}{2p_3} \sum_{j=1, j \neq 3}^4 p_j d_{3j}^* = \frac{1}{2}(-2b_3 - x_9), \\
 k_{11} &> \frac{1}{2}\bar{d}_{44} + \frac{1}{2p_4} \sum_{j=1, j \neq 4}^4 p_j d_{4j}^* = \frac{1}{2}(1 - x_9 + 2d_3),
 \end{aligned}$$

Then the master systems (7) and slave systems (8) can be synchronized in finite time, i.e.

$$\lim_{t \rightarrow T_s} \left\| \begin{pmatrix} E_1 \\ E_2 \\ E_3 \\ E_4 \end{pmatrix} \right\| = \lim_{t \rightarrow T_s} \left\| \begin{pmatrix} x_1 + x_4 + x_8 - \varphi_1 y_1 - \beta_1 y_4 - \gamma_1 y_8 \\ x_2 + x_5 + x_9 - \varphi_2 y_2 - \beta_2 y_5 - \gamma_2 y_9 \\ x_3 + x_6 + x_{10} - \varphi_3 y_3 - \beta_3 y_6 - \gamma_3 y_{10} \\ x_1 + x_7 + x_{11} - \varphi_4 y_1 - \beta_4 y_7 - \gamma_4 y_{11} \end{pmatrix} \right\| = 0,$$

and the synchronization time satisfies

$$T(e(0)) \leq \frac{2}{-\lambda_{\max}(1-\alpha)} \ln \left| 1 - \frac{\lambda_{\max}}{2s} V(e(0))^{(1-\alpha)/2} \right|.$$

Case 1 If we choose

$$\begin{aligned}
 \varphi &= \text{diag}(\varphi_1, \varphi_2, \varphi_3, \varphi_4) = \begin{pmatrix} 1 & & & \\ & 1 & & \\ & & 1 & \\ & & & 1 \end{pmatrix}, \beta = \text{diag}(\beta_1, \beta_2, \beta_3, \beta_4) = \begin{pmatrix} 2 & & & \\ & 2 & & \\ & & 2 & \\ & & & 2 \end{pmatrix}, \\
 \gamma &= \text{diag}(\gamma_1, \gamma_2, \gamma_3, \gamma_4) = \begin{pmatrix} 1 & & & \\ & 2 & & \\ & & 3 & \\ & & & 4 \end{pmatrix}, S = \text{diag}(1, 1, \dots, 1) \in R^{11 \times 11}, \alpha = 0.5.
 \end{aligned}$$

and the variables of chaotic systems are bounded as

$$-23 < x_1 < 31, -32 < x_2 < 37, 0 < x_3 < 60, -19 < x_4 < 22, -23 < x_5 < 24, 0 < x_6 < 38, \\ -184 < x_7 < 102, -22 < x_8 < 25, -24 < x_9 < 28, 0 < x_{10} < 48, -166 < x_{11} < 193.$$

Therefore, the feedback gains can be taken as follow,

$$k_1 = \max\left(\frac{1}{2}(-a_1 - 7 + c_1)\right) = -7, k_2 = \max\left(\frac{1}{2}(c_1 + a_1 - 7)\right) = 56, k_3 = \max\left(\frac{1}{2}(-2b_1)\right) = -3, \\ k_4 = \max\left(\frac{1}{2}(-a_2 + d_2 + 1)\right) = -13.5, k_5 = \max\left(\frac{1}{2}(2c_2 + a_2 + d_2)\right) = 33, \\ k_6 = \max\left(\frac{1}{2}(-2b_2 + x_5)\right) = 9, k_7 = \max\left(\frac{1}{2}(2c_2 + a_2 + d_2)\right) = 33, \\ k_8 = \max\left(\frac{1}{2}(-a_3 + c_3 + 1)\right) = 9, k_9 = \max\left(\frac{1}{2}(a_3 + c_3 - 2)\right) = 8, \\ k_{10} = \max\left(\frac{1}{2}(-2b_3 - x_9)\right) = 10, k_{11} = \max\left(\frac{1}{2}(1 - x_9 + 2d_3)\right) = 13,$$

Based on the Lemma 2, the master systems (7) and slave systems (8) will be synchronized in finite time. It's synchronized in finite time as

$$T(e(0)) \leq \frac{2}{-\lambda_{\max}(1-\alpha)} \ln \left| 1 - \frac{\lambda_{\max}}{2s} V(e(0))^{(1-\alpha)/2} \right| \approx 1.0.$$

The simulation result of combination-combination synchronization of chaotic systems is showed in Fig. 2.

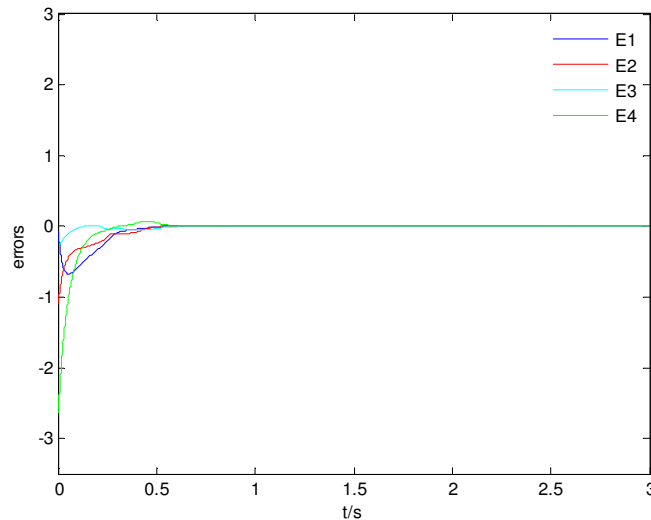


Fig. 2. Errors of combination-combination synchronization of chaotic systems

Remark 1 If we choose $k_i (i=1, \dots, 11)$ large enough, the synchronizations of chaotic systems will be much quicker than the small one. But these values of gain coefficients $k_i (i=1, \dots, 11)$ can not get too large to keep the initial systems stable, i.e. it may lead the simulation results to overflow.

Remark 2 In the simulations, there are so many available values of gain coefficients $k_i (i=1, \dots, 11)$ to be set, because the $k_i (i=1, \dots, 11)$ all connect with the bounded variables of master system that are changing by the time. So we just choose the proper maximal values of gain coefficients $k_i (i=1, \dots, 11)$ that will keep the stability of slave systems.

4. THE APPLICATION OF SECURE COMMUNICATION

In this section, we apply the proposed combination-combination synchronization to secure communication, for example, the continuous signals of sine functions and the digital signals. The secure communication scheme is sketched as Fig. 3. In the transmitter side, the master systems are combined with three chaotic subsystems, which will produce high random sequences $x(t)$. Then the message $m(t)$ is masked by the random sequences $x(t)$, and $\hat{x}(t)$ is transmitted through the public channels. In the receiver side, the combination-combination synchronization chaotic systems will recover the original message $S_R(t)$ from the random chaotic signals $\hat{x}(t)$.

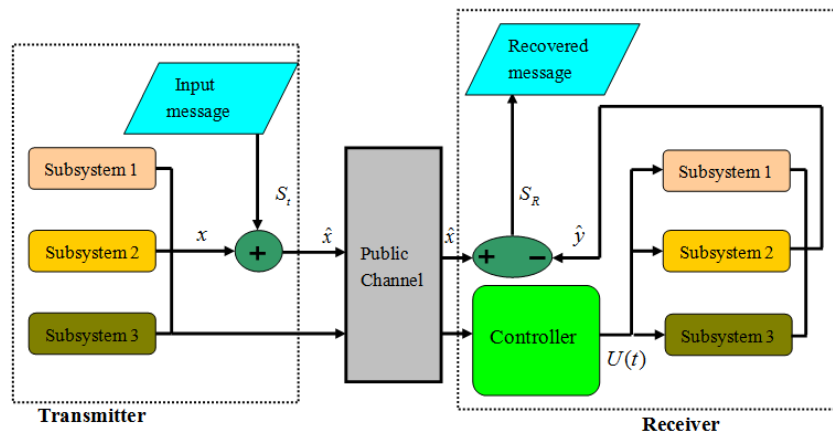


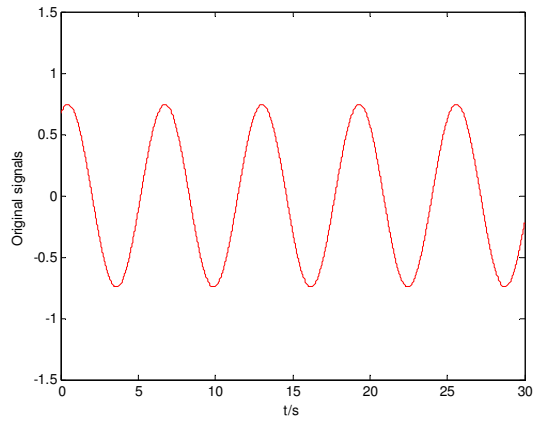
Fig. 3. Secure communication scheme of combination-combination synchronization

Here the chaotic mask method is used for secure communication, $S(t)$ is the original signal, and it's masked by the pseudorandom sequence produced by the combination chaotic systems. Finally, the original signal is recovered by the synchronization of combined chaotic systems in the receiver side.

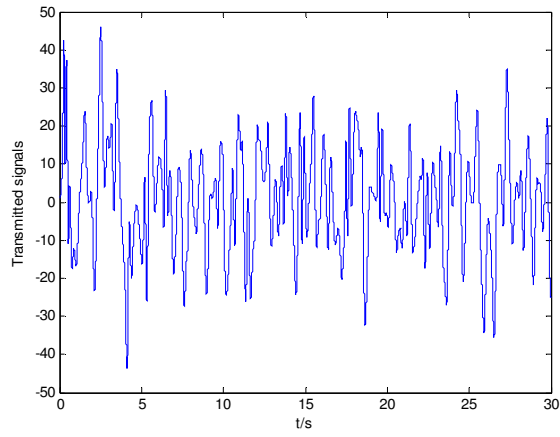
The original is given as follow

$$S(t) = \frac{1}{d} (a \sin(t) + b \cos(t)), \text{ where } d = |a| + |b|,$$

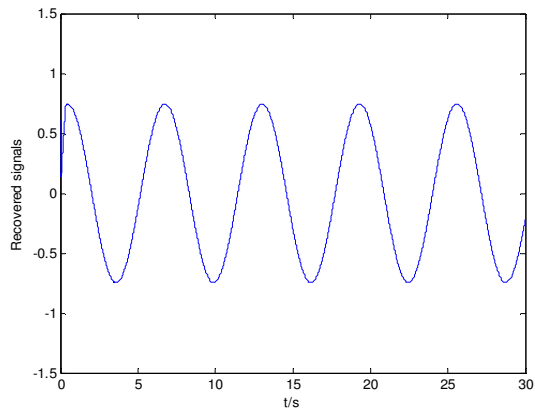
Here parameters $a = 1, b = 2, d = 3$. The results are showed in Fig. 4.



a) Original signal



b) Transmitted signal



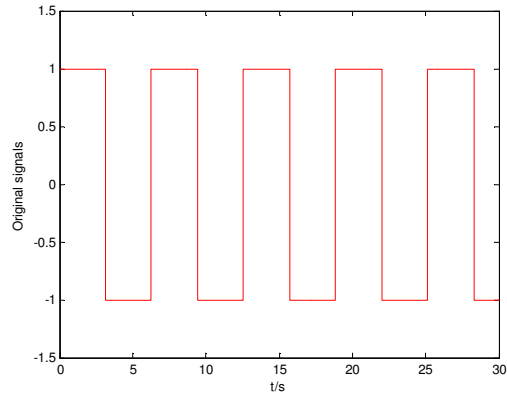
c) Recovered signal

Fig. 4. Process of transmitted signal and recovered signal

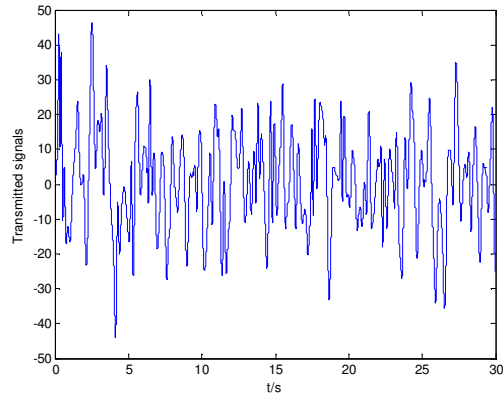
Then we choose the digital signal, such as square signal

$$S(t) = \frac{1}{d}(\text{square}(t)), \text{ where } d = \max(\text{square}(t)),$$

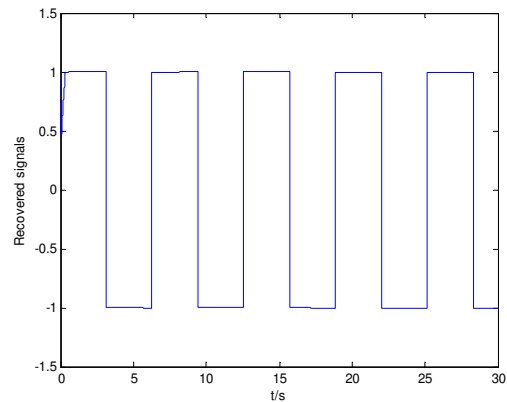
The results are showed in Fig. 5.



a) Original signal



b) Transmitted signal



c) Recovered signal

Fig. 5. Process of transmitted signal and recovered signal

5. CONCLUSION

This paper has developed a unified method for analyzing the global finite-time synchronization of a large class of the high-order autonomous chaotic systems under the master-slave scheme. Combination-combination synchronization of chaotic systems has been proposed by a nonlinear feedback controller and a continuous linear state error feedback controller. Then a secure communication scheme of chaotic mask method is given based on the combination-combination synchronization of hyperchaotic systems. The original information signal is masked into the random sequences of the chaotic systems and the resulting system is still chaotic. In the receiver end, the information signal can also be recovered accurately. Theoretical analysis and numerical simulations are shown to verify the results.

ACKNOWLEDGMENTS

Research is supported by the Natural Science Foundation of Fujian Province of China under Grant No 2011J01025.

COMPETING INTERESTS

Authors have declared that no competing interests exist.

REFERENCES

1. Zhang H, Ma X. Synchronization of uncertain chaotic systems with parameters perturbation via active control. *Chaos, Solitons & Fractals*. 2004;21(1):39-47.
2. Lin JS, Yan JJ. Adaptive synchronization for two identical generalized Lorenz chaotic systems via a single controller. *Nonlinear Analysis: Real World Applications*. 2009;10(2):1151-1159.
3. Jiang GP, Chen G, Tang WKS. A new criterion for chaos synchronization using linear state feedback control. *International Journal of Bifurcation and Chaos*. 2003;13(08):2343-2351.
4. Lin D, Wang X, Nian F, et al. Dynamic fuzzy neural networks modeling and adaptive backstepping tracking control of uncertain chaotic systems. *Neuro Computing*. 2010;73(16):2873-2881.
5. Pourmahmood M, Khanmohammadi S, Alizadeh G. Synchronization of two different uncertain chaotic systems with unknown parameters using a robust adaptive sliding mode controller. *Communications in Nonlinear Science and Numerical Simulation*. 2011;16(7):2853-2868.
6. Yang Y, Wu X. Global finite-time synchronization of a class of the non- autonomous chaotic systems. *Nonlinear Dynamics*. 2012;70(1):197-208.
7. Wang H, Han ZZ, Xie QY, et al. Finite-time chaos control via nonsingular terminal sliding mode control. *Communications in Nonlinear Science and Numerical Simulation*. 2009;14(6):2728-2733.
8. Wang H, Han Z, Xie Q, et al. Finite-time synchronization of uncertain unified chaotic systems based on CLF. *Nonlinear Analysis: Real World Applications*. 2009;10(5):2842-2849.
9. Shen Y, Huang Y, Gu J. Global finite-time observers for Lipschitz nonlinear systems. *IEEE Transactions on Automatic Control*. 2011;56(2):418-424.

10. Sheikhan M, Shahnazi R, Garoucy S. Synchronization of general chaotic systems using neural controllers with application to secure communication. *Neural Computing & Applications*. 2013;22:361-73.
11. Horn RA, Johnson CR. *Matrix analysis*. Cambridge University Press; 2012.
12. Lin HN, Cai JP. Finite-time synchronization of a class of autonomous chaotic systems. *Pramana-Journal of Physics*. 2014;82(3):489-498.
13. Lü JH, Chen GR. A new chaotic attractor. *International Journal of Bifurcation and Chaos*. 2002;12(2):659-661.
14. Chen AM, Lu JA, Lü JH, Yu SM. Generating hyperchaotic Lü attractor via state feedback control. *Physica A*. 2006;364:103-110.
15. Wang XY, Wang MJ. A hyperchaos generated from Lorenz system. *Physica A*. 2008;387:3751-3758.

© 2014 He and Cai; This is an Open Access article distributed under the terms of the Creative Commons Attribution License (<http://creativecommons.org/licenses/by/3.0>), which permits unrestricted use, distribution, and reproduction in any medium, provided the original work is properly cited.

Peer-review history:

The peer review history for this paper can be accessed here:
<http://www.sciencedomain.org/review-history.php?iid=638&id=33&aid=5952>